

## ADDING VIDEOS TO YOUR WEBSITE

Adding videos to your website can really help sell a destination or type of holiday. Videos of you talking to the viewer, will enable the user to get to know you and feel more of a connection, which will support in increasing conversions.

Getting comfortable in front of the camera takes some time and you want your words to be free flowing, but not scripted to come across as genuine.

*Tip: There is a great app that works as a teleprompter on your phone called BIGVU*

Your passion for the type of holiday or destination you're selling, needs to come across as well as your personality.

Videos are also great for social media, so I suggest getting yourself in front of the camera ASAP.

This manual is to show you how to embed videos onto your website.

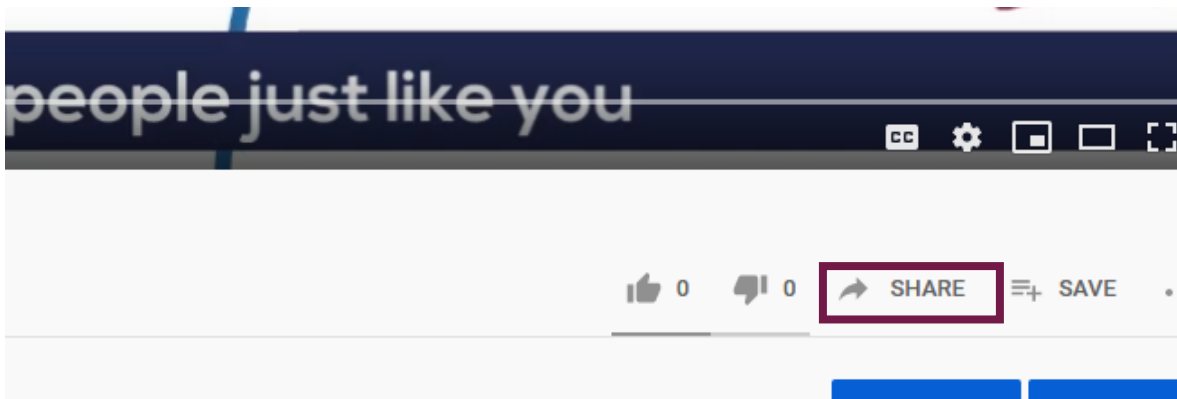
- To add videos to your website you will need the below coding:

```
<iframe allow="accelerometer; autoplay; encrypted-media; gyroscope; picture-in-picture" allowfullscreen="" frameborder="0" height="315" scrolling="no" src="EMBED URL HERE" width="100%" style="max-width:550px;margin:0 auto;display: block;"></iframe>
```


- As well as the embed code from your chosen video host (Youtube/BIGVU) To do this follow the below steps

To get the EMBED URL from Youtube, follow the below steps

- Click on **Share** under your Youtube video



- Then press **Embed**



- Then **copy**:

Embed Video

```
<iframe width="560" height="315"
src="https://www.youtube.com/embed
/jPlpHnWK3As" frameborder="0"
allow="accelerometer; autoplay;
encrypted-media; gyroscope;
picture-in-picture"
allowfullscreen></iframe>
```

Start at 0:07

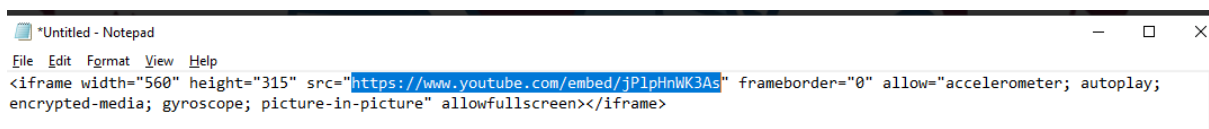
EMBED OPTIONS

Show player controls.

Enable privacy-enhanced mode. ⓘ

**COPY**

- **Paste** the code into something like notepad/word so you can copy the bit you need



- You'll need to **copy** the part starting with **https** up until but **not including the speachmarks**

- Add this into the code above where it says **EMBED URL HERE**, so this:

```
<iframe allow="accelerometer; autoplay; encrypted-media; gyroscope; picture-in-picture"
allowfullscreen="" frameborder="0" height="315" scrolling="no" src="EMBED URL HERE"
width="100%" style="max-width:550px;margin:0 auto;display: block;"></iframe>
```

- Becomes this:

```
<iframe allow="accelerometer; autoplay; encrypted-media; gyroscope; picture-in-picture"
allowfullscreen="" frameborder="0" height="315" scrolling="no"
src="https://www.youtube.com/embed/jPlpHnWK3As" width="100%" style="max-
width:550px;margin:0 auto;display: block;"></iframe>
```

- Now copy this whole bit of code

- Go to the page you want to have your video on and go to the **edit widget**



- When this opens, click on **Source**




- Select where you want the video located on the page. For example, on this page I'm hosting my video here:

You'll have access to over 500 reputable supplier which means you can sell almost every type of holiday. As you'll be part of the **Hays Travel Independence Group** you'll maintain competitive prices for your customers and great commission for you.



**Pick up the phone and speak with us today on 0121 200 5561 and we'll be happy to share more information with you!**



- Find the location in the source:

```
<p>You&#39;ll have access to over 500 reputable supplier which means you can sell almost every type of  
<p></p>  
<p><strong>Pick up the phone and speak with us today on 0121 200 5561 and we&#39;ll be happy to shar  
<p></p>  
<p>You&#39;ll have access to over 500 reputable supplier which means you can sell almost every type of
<p></p>
<iframe allow="accelerometer; autoplay; encrypted-media; gyroscope; picture-in-picture" allowfullscreen>
<p><strong>Pick up the phone and speak with us today on 0121 200 5561 and we&#39;ll be happy to shar
<p></p>
<p></p>

**IF YOU NEED ANY SUPPORT EMAIL SUPPORT@HOLIDAYFRANCHISECOMPANY.CO.UK**

